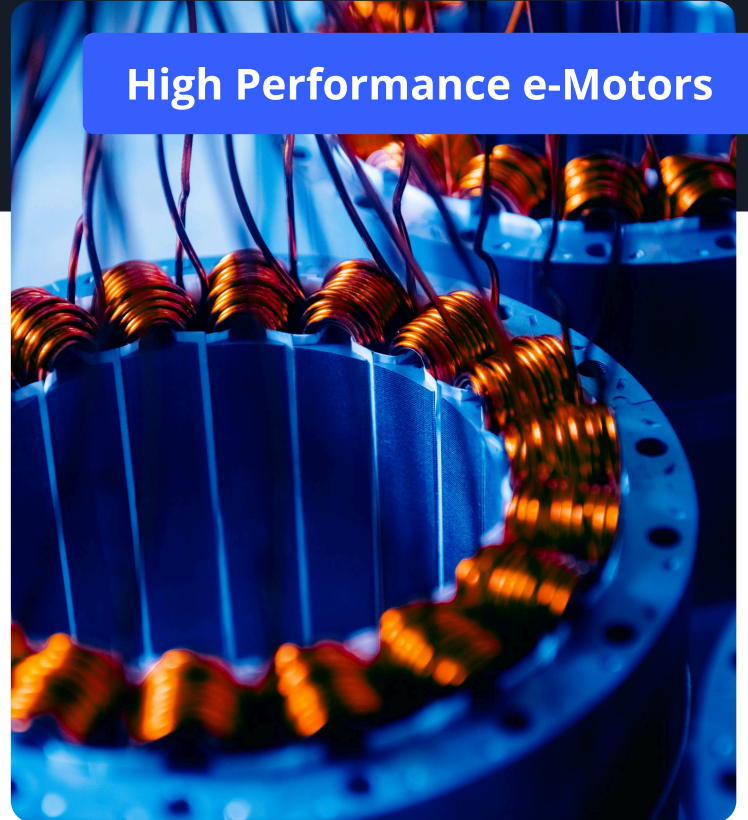


Electric drives are systems that control the motion and operation of electric machines.

From agricultural robotics and construction machinery to industrial automation – I&W Engineering's high-performance electric drives empower your vision with precision, reliability, and Swiss-engineered innovation.



Final Drives



High Performance e-Motors

Applications:

Agricultural Robots

Service Robots

Transportation


Tracked Undercarriages

Mining

Construction

Cranes & Lifting

Heavy duty tractors



OHV & Robotics

Features




Low Noise

Quiet gears with a compact, efficient design for seamless performance




Robust Design

Made for heavy-duty industrial applications



Integrated EM Brake

Our drives come with a parking & emergency brake system



High Performance

Our final drives meet the highest torque demands

Product Series	Product	Type	Peak Torque	Peak Speed	Gear Ratio	Supply Voltage	EM-Brake Voltage	Peak Load	Product Weight	Flange Diameter	Total Length
Final Drives			[Nm]	[rpm]	[-]	[V]	[V]	[Tons]	[kg]	[mm]	[mm]
	M160i2	T09	931	120	35.8	24-800	12/24/48/80	1.5	28	160	292-297
		T11	1110	100	42.7	24-800	12/24/48/80	1.5	28	160	292-297
	M160i2D184	T15	1547	160	22.75	48-800	12/24/48/80	1.5	37	160	336-348
	M160i3	T21	2171	50	83.5	24-800	12/24/48/80	1.5	29	160	320-325
		T37	3739	30	143.8	24-800	12/24/48/80	1.5	29	160	320-325
	M3	T23	2312	110	34.0	48-800	24/48/80	3.0	62	220	354-368
		T34	3414	80	50.2	48-800	24/48/80	3.0	62	220	354-368
	M200	T49	4906	35	133.2	48-800	24/48/80	4.0	50	204	369-374
	M230	T91	9166	30	134.8	96-800	48/80	4.0	83	250	395-407
	M280i2	T24s	2475	250	19.8	96	80	20.0	120	280	440
		T45s	4575	140	36.6	96	80	20.0	120	280	440
		T50	4950	170	19.8	96-800	24/80	20.0	136	280	499
		T90	9150	110	36.6	96-800	24/80	20.0	136	280	499
	M280i3	T100s	9838	70	78.7	96	80	20.0	140	280	493
		T200	19680	50	78.7	96-800	24/80	20.0	156	280	552
	M350	T377	37790	55	101.8	96-800	24/80	25.0	276	350	594
		T533	53390	40	143.8	96-800	24/80	25.0	276	350	594



Quality

Our products meet the highest quality standards



Ingress Protection

Our products are made for harsh environments defined by IEC 60529 Standard

I&W
Innovative Together

📍 **I&W Engineering AG**
Engelhoelzlistrasse 9C
8645 Rapperswil-Jona
Switzerland

☎ +41 55 210 33 11
✉ sales@iwengin.com
🌐 www.iwengin.com